





# CARE PACKAGE CHECKLIST




## PICK A BOX

Use a USPS Flat Rate Box for the cheapest shipping!




## CHOOSE A THEME

Holidays, hobbies and favorites (music, movies or food) are great theme ideas.




## DECORATE YOUR BOX

Use scrapbook paper, stickers, cut outs or let your little ones paint all over the inside.




## GO SHOPPING

Choose items that your loved one likes and that will stand up to the travel!




## AVOID FORBIDDEN ITEMS

You aren't legally allowed to ship alcohol, flammable liquids, aerosol cans and some food products.




## PACK YOUR BOX

Place heavier items on the bottom and pack things in tightly.




## WRITE A LOVE NOTE

Just a few handwritten lines about why you love them. Spritz your perfume/cologne on it!




## TAPE YOUR BOX SHUT

In addition to the top seam, tape the side seams shut as well to fight off bugs and rodents.



## FILL OUT THE CUSTOMS FORM

As long as you have all of the parts of the address on there, where you put them isn't as important.



## GET IT IN THE MAIL

Shipping times can range from 7 days to 3 weeks so give your box plenty of time to arrive.